

- ✓ Complete stainless steel
- ✓ Maintenance free
- ✓ Compact design
- ✓ Sliding bearing system

Application

Hose reels

TECHNICAL DATA

Pressure 400 bar (40 MPa)
200 bar (20 MPa)*
50 bar (5 MPa)

Temperature 120°C

RPM max. 30 rpm

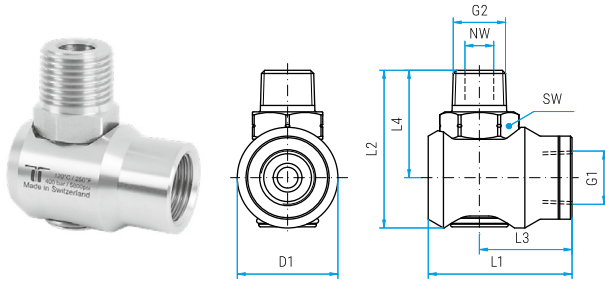
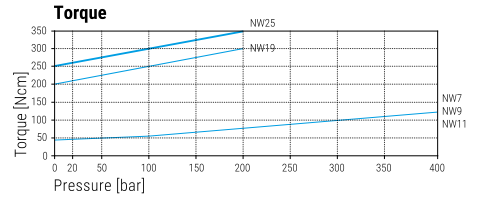
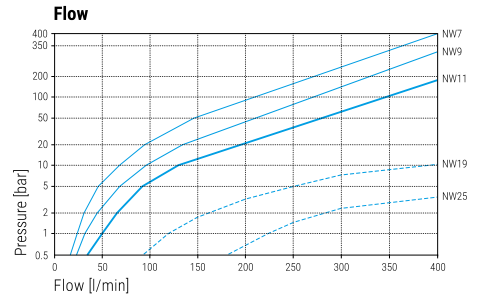
Body stainless steel

Inner part stainless steel

Seal O-ring NBR
(optional: EPDM or FKM)

Bearing sliding bearings

Throughput medium pH 3 - 12
10 µm filtered
20 bar compressed air



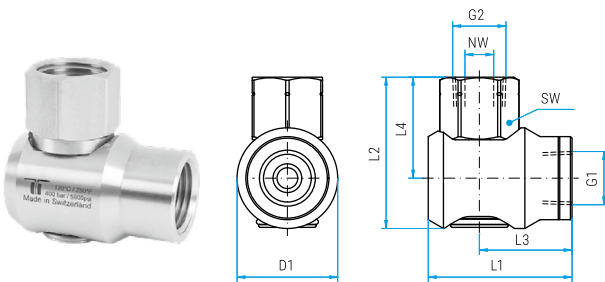
WDEI (Operating range 50-400 bar)

Part No.	Box Part No.	G1 (F)	G2	NW	L1	L2	L3	L4	D1	SW	Box	Weight
43.411	43.411B	G1/4" F	R1/4" M	7	45	48	29	33	32	22	25 pcs.	240 g
43.412	43.412B	G3/8" F	R3/8" M	9	45	49	29	34	32	22	25 pcs.	220 g
43.413	43.413B	G1/2" F	R1/2" M	11	50	53	34	38	32	22	25 pcs.	220 g
43.414*	43.414B*	G3/4" F	R3/4" M	19	75	80	48	54	52	36	10 pcs.	780 g
43.415*	43.415B*	G1" F	R1" M	25	85	90	55	60	60	41	10 pcs.	1070 g
43.416	43.416B	G3/8" F	R1/2" M	9	45	53	29	38	32	22	25 pcs.	220 g
43.417	43.417B	G1/2" F	R3/8" M	9	50	49	34	34	32	22	25 pcs.	220 g

* 200 bar

WDEI low Pressure (Operating range up to 50 bar)

Part No.	Box Part No.	G1 (F)	G2	NW	L1	L2	L3	L4	D1	SW	Box	Weight
43.431	43.431B	G1/4" F	R1/4" M	7	45	48	29	33	32	22	25 pcs.	240 g
43.432	43.432B	G3/8" F	R3/8" M	9	45	49	29	34	32	22	25 pcs.	220 g
43.433	43.433B	G1/2" F	R1/2" M	11	50	53	34	38	32	22	25 pcs.	220 g
43.434	43.434B	G3/4" F	R3/4" M	19	75	80	48	54	52	36	10 pcs.	780 g
43.435	43.435B	G1" F	R1" M	25	85	90	55	60	60	41	10 pcs.	1070 g
43.436	43.436B	G3/8" F	R1/2" M	9	45	53	29	38	32	22	25 pcs.	220 g
43.437	43.437B	G1/2" F	R3/8" M	9	50	49	34	34	32	22	25 pcs.	220 g



WDEI (Operating range 50-400 bar)

Part No.	Box Part No.	G1 (F)	G2	NW	L1	L2	L3	L4	D1	SW	Box	Weight
43.421	43.421B	G1/4" F	G1/4" F	7	45	46	29	31	32	22	25 pcs.	250 g
43.422	43.422B	G3/8" F	G3/8" F	9	45	47	29	32	32	22	25 pcs.	220 g
43.423	43.423B	G1/2" F	G1/2" F	11	50	50	34	35	32	24	25 pcs.	200 g
43.424*	43.424B*	G3/4" F	G3/4" F	19	75	70	48	44	52	36	10 pcs.	840 g
43.425*	43.425B*	G1" F	G1" F	25	85	78	55	48	60	41	10 pcs.	1120 g

* 200 bar

WDEI low Pressure (Operating range up to 50 bar)

Part No.	Box Part No.	G1 (F)	G2	NW	L1	L2	L3	L4	D1	SW	Box	Weight
43.441	43.441B	G1/4" F	G1/4" F	7	45	46	29	31	32	22	25 pcs.	250 g
43.442	43.442B	G3/8" F	G3/8" F	9	45	47	29	32	32	22	25 pcs.	220 g
43.443	43.443B	G1/2" F	G1/2" F	11	50	50	34	35	32	24	25 pcs.	200 g
43.444	43.444B	G3/4" F	G3/4" F	19	75	70	48	44	52	36	10 pcs.	840 g
43.445	43.445B	G1" F	G1" F	25	85	78	55	48	60	41	10 pcs.	1120 g



Example of an OEM-box which includes 25 swivels.

43.922	Seal kit NW 7-11	43.934	Seal kit LP NW 7-11
43.930	Seal kit NW 19	43.935	Seal kit LP NW 19
43.931	Seal kit NW 25	43.936	Seal kit LP NW 25

Legend

M.. = metric thrust, ..M = male, F = female, G = gas pipe thrust, R = gas pipe thrust conical, QV = quick connects
SV = profile ring fitting, D = diameter, L = length, NW = nominal width, SW = wrench size

Additional Seal Options available

EPDM (E) or FKM/Viton (V). Please indicate letter of seal material after part number.
Minimum orders apply.