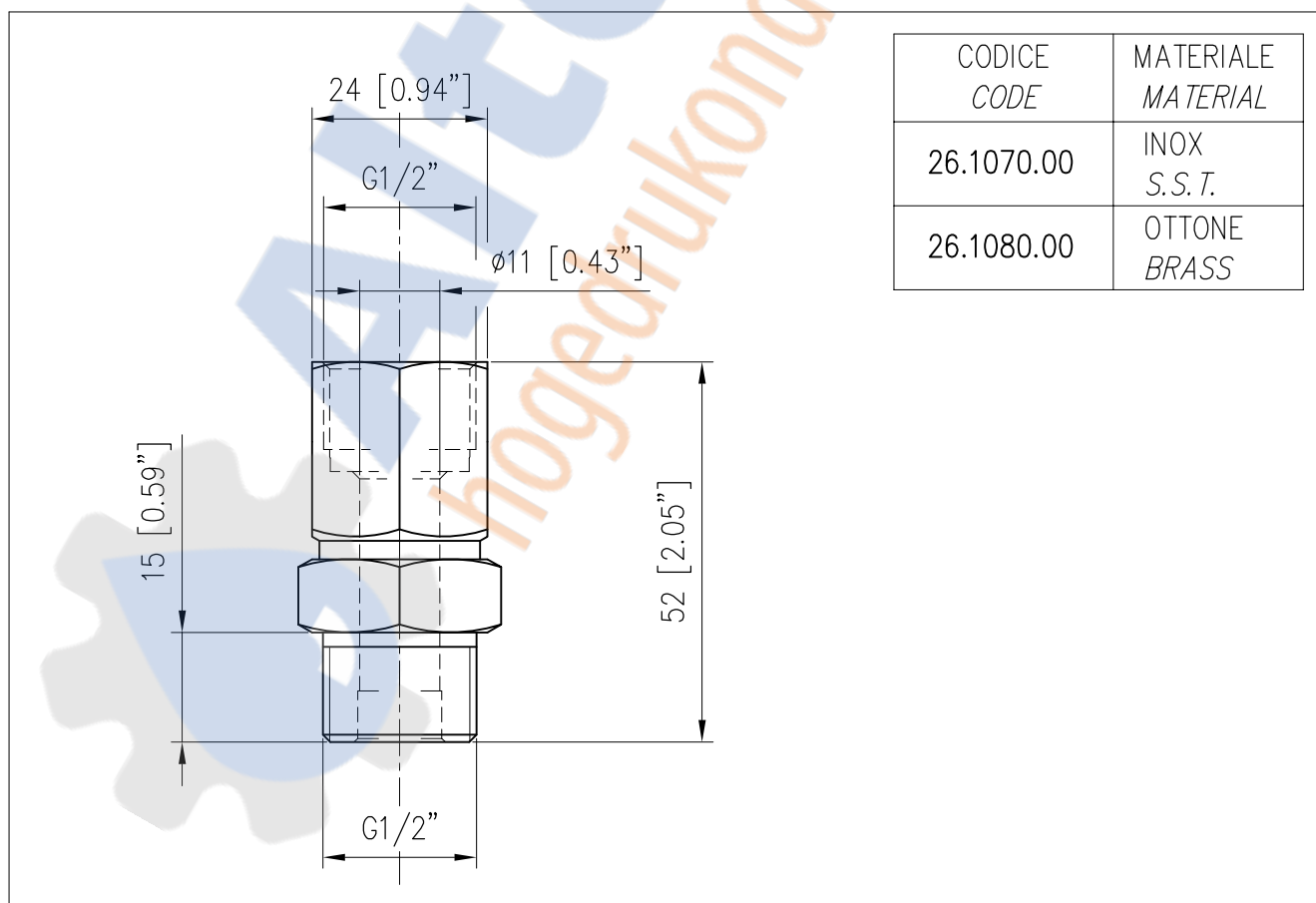
	EQUIPAGGIAMENTI TECNICI LAVAGGIO	26.1070.00 26.1080.00 GIUNTO GIREVOLE SW5 SWIVEL SW5	① GB	5
				10/11/08



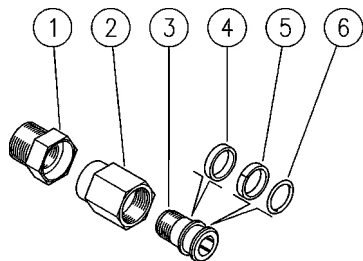
SPECIFICHE TECNICHE SPECIFICATIONS

- PRESSIONE NOMINALE <i>RATED PRESSURE</i>	200 bar – 20 MPa (2900 psi)	
- PRESSIONE CONSENTITA <i>PERMISSIBLE PRESSURE</i>	220 bar – 22 MPa (3200 psi)	
- PORTATA MASSIMA <i>MAX FLOW RATE</i>	160 l/min (42 USG p.m.)	
- TEMPERATURA MASSIMA DI LAVORO (UTILIZZO CONTINUO) <i>MAX WORKING TEMPERATURE (CONTINUOUS USE)</i>	90° C (194 °F)	
- TEMPERATURA MASSIMA AMMESSA (SOLO PER BREVI PERIODI) <i>MAX PERMISSIBLE TEMPERATURE (FOR SHORT PERIODS ONLY)</i>	160° C (320 °F)	
- NUMERO DI GIRI MAX. <i>MAX RPM</i>	30	
- COPPIA ALLA PRESSIONE NOMINALE <i>TORQUE AT RATED PRESSURE</i>	26.1070.00	~1.9 Nm (16.8 Lbs.in)
	26.1080.00	~1.5 Nm (13.3 Lbs.in)
- MATERIALE <i>MATERIAL</i>	26.1070.00	ACCIAIO INOX (SST)
	26.1080.00	OTTONE (BRASS)
- GUARNIZIONI <i>SEALS</i>	OR IN FKM (VITON) O-RING SEALS IN FKM (VITON)	

MISURE D'INGOMBRO OVERALL DIMENSIONS



26.1070.00 SW5 Giunto gir. inox G1/2 MF -gr.port.



26.1080.00 SW5 Giunto gir. ott. G1/2 MF -gr.port.

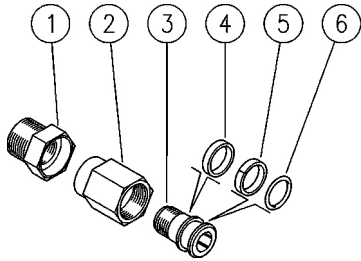
Pos.	Codice	Descrizione	Q.tà	K1	K2	K3	K4	
1	26.1071.31	Racc. G1/2M-M15x1F ott. (1)	1					10
1	26.1071.51	Racc. G1/2M-M15x1F inox (2)	1					5
2	26.1073.31	Manicotto G1/2F ott. (1)	1					5
2	26.1073.51	Manicotto G1/2F inox (2)	1					5
3	26.1072.31	Perno M15x1-19 mm ott. (1)	1					10
3	26.1072.51	Perno M15x1-19 mm inox (2)	1					5
4	26.1074.85	Boccola 15,5x19x4 mm PTFE	1					5
5	26.1075.85	Boccola aperta 15,5x19x4 mm PTFE	1					5
6	10.3092.10	An.OR 2x15 mm Vi 70	1					10

(1) 26.1080.00 (2) 26.1070.00



Altec
 hagedrukonderdelen & accessoires

26.1070.00 SW5 Swivel,sst 1/2 MF Bsp -large flow



26.1080.00 SW5 Swivel,brass 1/2 MF Bsp -large flow

Pos.	P/N	Description	Q.ty	K1	K2	K3	K4	
1	26.1071.31	Coupling, 1/2M Bsp-M15x1F brass (1)	1					10
1	26.1071.51	Coupling, 1/2M-M15x1F Sst. (2)	1					5
2	26.1073.31	Coupling, 1/2F Bsp brass (1)	1					5
2	26.1073.51	Coupling, 1/2F Bsp Sst. (2)	1					5
3	26.1072.31	Pin, M15x1-19 mm brass (1)	1					10
3	26.1072.51	Pin, M15x1-19 mm Sst. (2)	1					5
4	26.1074.85	Bushing, 15,5x19x4 mm PTFE	1					5
5	26.1075.85	Bushing, open 15,5x19x4 mm PTFE	1					5
6	10.3092.10	O-ring, 2x15 mm Vi 70	1					10

(1) 26.1080.00 (2) 26.1070.00



Altec
 hogedrukkonderdelen & accessoires

Altec Parts
gedrukkonderdelen & accessoires

P.A. SpA EQUIPAGGIAMENTI TECNICI DEL LAVAGGIO

Via Milano, 13 42048 Rubiera - (RE) ITALY

Tel +39 0522 623611 (ric aut) - Fax +39 0522 629600

Info@pa-etl.it - www.pa-etl.it

**COMPANY WITH
QUALITY SYSTEM
CERTIFIED BY DNV**

= ISO 9001 =